


ORANGE COUNTY CITRUS ACREAGE PRODUCTION AND VALUE 1923-1959



Orange County 1947


ORANGE COUNTY CITRUS ACREAGE, PRODUCTION AND VALUE 1923-1959

| CROP YEAR | BEARING ACREAGE | BOXES | CARLOADS | TOTAL CITRUS | TOTAL ALL CROPS | PERCENT CITRUS |
|-----------|-----------------|------------|----------|--------------|-----------------|----------------|
| 1923 | 50,824 | 5,381,224 | 11,648 | \$14,415,117 | \$29,666,938 | 48.59% |
| 1924 | 41,215 | 6,038,942 | 13,071 | \$17,798,096 | \$27,320,882 | 65.14% |
| 1925 | 41,727 | 3,877,541 | 8,393 | \$16,017,081 | \$25,589,396 | 62.59% |
| 1926 | 44,811 | 7,459,474 | 16,146 | \$22,993,680 | \$29,968,060 | 76.73% |
| 1927 | 45,636 | 7,527,299 | 16,293 | \$28,394,662 | \$38,819,271 | 73.15% |
| 1928 | 48,008 | 4,749,991 | 10,281 | \$23,437,678 | \$33,450,695 | 70.07% |
| 1929 | 51,065 | 11,229,332 | 24,306 | \$30,653,383 | \$41,295,023 | 74.23% |
| 1930 | 52,413 | 6,041,043 | 13,076 | \$41,636,228 | \$49,944,387 | 83.37% |
| 1931 | 55,057 | 9,437,556 | 20,428 | \$35,186,236 | \$40,681,763 | 86.49% |
| 1932 | 56,930 | 10,216,139 | 22,113 | \$17,129,516 | \$23,848,666 | 71.83% |
| 1933 | 57,220 | 9,270,164 | 20,065 | \$14,227,900 | \$20,408,285 | 69.72% |
| 1934 | 60,011 | 9,422,029 | 20,394 | \$23,135,337 | \$29,862,348 | 77.47% |
| 1935 | 60,753 | 11,473,709 | 24,835 | \$20,048,470 | \$27,528,896 | 72.83% |



ARDEN VILLA

VALENCIAS




GROWN & PACKED BY
**VILLA PARK
ORCHARDS ASSN.**

VILLA PARK

CALIFORNIA.

ORANGE COUNTY CITRUS ACREAGE, PRODUCTION AND VALUE 1923-1959

| CROP YEAR | BEARING ACREAGE | BOXES | CARLOADS | TOTAL CITRUS | TOTAL ALL CROPS | PERCENT CITRUS |
|-----------|--------------------|------------|----------|-----------------|--------------------|-------------------|
| 1936 | 66,172 | 10,094,830 | 21,850 | \$23,410,150 | \$30,608,525 | 76.48% |
| 1937 | 69,000 | 8,909,730 | 19,285 | \$18,808,780 | \$26,481,278 | 71.03% |
| 1938 | 71,181 | 15,699,770 | 33,982 | \$18,596,690 | \$24,951,960 | 74.53% |
| 1939 | 71,921 | 11,319,651 | 24,501 | \$13,710,590 | \$20,598,970 | 66.56% |
| 1940 | 72,099 | 13,693,290 | 29,639 | \$20,969,380 | \$27,971,666 | 74.97% |
| 1941 | 72,062 | 16,458,644 | 35,625 | \$28,790,550 | \$37,578,640 | 76.61% |
| 1942 | 72,123 | 15,420,465 | 33,378 | \$42,093,590 | \$53,023,935 | 79.39% |
| 1943 | 71,981 | 17,531,530 | 37,947 | \$62,938,265 | \$76,180,910 | 82.62% |
| 1944 | 73,474 | 14,349,561 | 31,060 | \$58,480,750 | \$72,441,800 | 80.73% |
| 1945 | 74,421 | 19,218,992 | 41,600 | \$63,956,300 | \$79,112,466 | 80.84% |
| 1946 | 74,919 | 11,787,636 | 25,514 | \$45,104,070 | \$65,669,890 | 68.68% |
| 1947 | 74,971 | 17,189,451 | 37,207 | \$40,772,085 | \$61,225,710 | 66.59% |
| 1948 | 75,278 | 12,947,823 | 28,026 | \$33,122,105 | \$51,640,270 | 64.14% |



ORANGE COUNTY CITRUS ACREAGE, PRODUCTION AND VALUE 1923-1959

| | BEARING | | | TOTAL | TOTAL | PERCENT |
|-----------|---------|-------------|----------|---------------|---------------|---------|
| CROP YEAR | ACREAGE | BOXES | CARLOADS | CITRUS | ALL CROPS | CITRUS |
| 1949 | 62,628 | 13,902,661 | 30,092 | \$36,948,500 | \$51,866,200 | 71.24% |
| 1950 | 61,986 | 11,422,333 | 24,724 | \$32,134,700 | \$51,193,200 | 62.77% |
| 1951 | 61,531 | 18,224,867 | 39,448 | \$46,964,000 | \$69,700,600 | 67.38% |
| 1952 | 60,836 | 12,671,500 | 27,427 | \$37,443,000 | \$62,434,005 | 59.97% |
| 1953 | 57,554 | 15,738,933 | 34,067 | \$40,990,600 | \$63,192,300 | 64.87% |
| 1954 | 53,958 | 9,391,833 | 20,329 | \$35,528,100 | \$62,029,400 | 57.28% |
| 1955 | 47,224 | 13,317,844 | 28,827 | \$39,133,800 | \$64,146,800 | 61.01% |
| 1956 | 41,684 | 22,335,642 | 48,346 | \$38,396,300 | \$63,968,800 | 60.02% |
| 1957 | 39,718 | 17,416,233 | 37,697 | \$29,645,000 | \$53,896,700 | 55.00% |
| 1958 | 38,045 | 13,925,564 | 30,142 | \$36,998,263 | \$67,247,650 | 55.02% |
| 1959 | 35,890 | 19,184,533 | 41,525 | \$37,291,900 | \$70,256,000 | 53.08% |
| 1923-1959 | | 454,277,759 | 983,287 | 1,187,300,852 | 1,725,802,285 | 68.80% |

